


Drawings are not to scale.

---


## Marine Products

### StanPro® Dock Bumpers



**Heavy Duty Flanged Horizontal Dock Bumper**


Part # 75000425  
1-3/4" wide, 2-7/8" high w/o flange



**Single Cushion Dock Bumper**


Part # 75000664  
Regular - 2-3/8" wide, 1-3/8" high

Part # 75000660  
Heavy Duty - 3-3/8" wide, 1-7/8" high



**Heavy Duty Double Cushion Dock Bumper**

Part # 75000659  
4-1/4" wide, 1-7/16" high




**Small Horizontal Dock Bumper**

Part # 75000455  
1-5/8" wide, 5/8" high

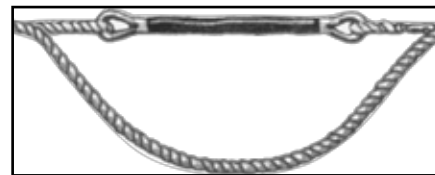
---

## Other Products



**Cradle Pad**

Part # 75000685  
3" wide, 5/8" high



**Mooring Snubber**

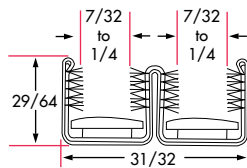
Part # 75000413  
22" long



Drawings are not to scale.

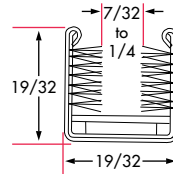
## Marine Products

### Stainless Steel Sliding Window Channel



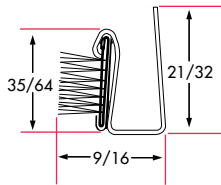
**Double Rigid Channel**  
for double sliding windows. 96"

Part # 75000120



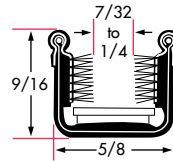
**Single Rigid Channel**  
for single sliding windows. 96"

Part # 75000119



**Edge Channel**  
Seals the opening between 2 windows of 3/16" or 1/4" thickness. For installation, use SealStrip® glass setting tape on edge of pane. 96"


Part # 75000081



**Single Flexible Channel**  
for single sliding windows. Can be used straight or bent for rounded corners. 96"

Part # 75000118

## SealStrip® Rubber Tape



### SealStrip® Rubber Tape

Use to install StanPro Edge Weatherstrip Channel Part # 75000081. Place tape on 3/16" or 1/4" glass, hammer channel in place. Trim surplus tape. .025" x 1-1/2" x 100' roll.

Part # 75000662

